








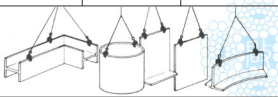
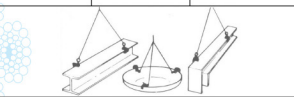














鋼板吊具

Clamp

	Vertical Lifting Clamps			Lateral Lifting Clamps		
Model						
	Model RS	Model SL	Model SLT	Model G	Model VAR	Model HR
Lifting Cap.	1~12 Ton	0.5~10 Ton		0.5~5 Ton	1~5 Ton	1~2 Ton
Jaw Opening	0 - 25~60 mm	0 - 20~50 mm	0 - 20~40 mm	0 - 20~40 mm	0 - 30~40 mm	0 - 25~30 mm
Clamping manner						
Applications						
	Scar-Free Clamps		Hook	Screw Clamps		
				For all-direction lifting		pulling
Model						
	Model NE	Model BM	Model EH	Model SB	Model SBb	Model SBB
Lifting Cap.	0.5~5 Ton	1~3 Ton	1~3 Ton	1~5 Ton	1 Ton	5 Ton
Jaw Opening	0 - 20~40 mm	5 - 25~35 mm	0 - 40~55 mm	0 - 25~40 mm	0 ~ 40 mm	0 ~ 80 mm
Clamping manner						
Applications	